

## Winter Radiation Extinction and Reflection in a Boreal Forest Pine Canopy

J.W. POMEROY<sup>1</sup> AND K. DION<sup>2</sup>

### ABSTRACT.

This study examined the amount of intercepted snow on a jack pine canopy in the boreal forest of central Saskatchewan and the shortwave and net radiation exchange within this canopy. Intercepted snow was found to have no influence on the clear-sky albedo of the canopy, the extinction of shortwave radiation by the canopy or ratio of net radiation at the canopy top to that at the surface snowcover. The extinction efficiency of shortwave radiation in the canopy depends on solar angle because of the approximately horizontal orientation of pine branches. For low solar angles above the horizon, extinction efficiency is quite low and shortwave transmissivity through the canopy is relatively high. As the solar angle increases, extinction increases up to angles of about 50°, and then declines. The ratio of net radiation at the canopy top to that at the snowcover surface increases with the extinction of shortwave radiation and is negative for low extinction efficiencies. Hence the clear-sky sub-canopy winter radiation balance is strongly affected by canopy structure and solar angle.

Key words: snow interception, boreal forest, radiation extinction, net radiation, albedo

### INTRODUCTION

Broadly-defined, the boreal forest is the largest terrestrial biome on Earth, covering about 15% of the land area. The biome is dominated by winter and snow-covered for more than 5 months each year. The high latitude of most boreal forests results in low solar angles above the horizon and

long nights for much of this snow-covered period. The large extent, low mid-winter radiation inputs and seasonally-frozen hydrology make the energetics of snow in the boreal forest important to hydrological and climatological models that are concerned with continental-scale water fluxes. Large areas of the boreal forest are dominated by coniferous tree species with evergreen characteristics, the pine, spruce and fir tree. The retention of needles throughout the winter provides stands of these trees the ability to intercept and retain falling snow and to severely limit the shortwave radiation reaching the surface snow beneath the canopy (Kuz'min, 1963; Meiman, 1970).

Snowmelt and sublimation of intercepted snow are two processes of great importance to the accumulation and ablation of boreal snowcovers and to the resulting water fluxes in the forest after melt. Predicting the energetics that govern fluxes of snow melt and sublimation of intercepted snow requires an understanding of the effect of conifers (pine, spruce, fir) on the exchange of radiant energy. In eastern Canadian forests the energetics of melt under a deciduous forest canopy (Price, 1988) and an open, subarctic forest canopy (Petzold and Wilson, 1974) have been measured and discussed. These approaches indicated that calculations of radiant energy fluxes for canopy and surface require knowledge of the reflection of short-wave radiation from both canopy and underlying surface snow, and the transmission and or absorption of radiant energy through the canopy. Petzold and Wilson (1974) suggested that canopy temperature alone was sufficient to calculate net radiation at the snow surface whilst, Price (1988)

<sup>1</sup> National Hydrology Research Institute, Environment Canada, 11 Innovation Blvd., Saskatoon, Saskatchewan, Canada S7N 3H5

<sup>2</sup> Department of Geography, McGill University, Montreal, Quebec, Canada

showed that incoming solar radiation was additionally needed.

Hashimoto et al. (1994) measured and modelled downward longwave radiation in deciduous and coniferous forests during snowmelt, finding that melt rates were increased under the coniferous forests because of higher downward longwave radiation fluxes under the conifers. The effect of canopy coverage on the downward emission of longwave radiation was emphasized in their model. Hardy et al. (in press) weighted the fractional contribution of longwave radiation above the canopy to that below the canopy using canopy coverage to drive a physically-based boreal forest snowmelt model. They found that estimated sensible and latent heat fluxes to the sub-canopy snow surface were generally opposite in sign and similar in magnitude and that radiation dominated the energetics of melt.

Fresh snow in open fields is typically considered to have an albedo from 0.6 to 0.9 (Winther, 1993). Snow intercepted on forest canopies differs however; Leonard and Eschner (1968) reported that the albedo of a freshly snow-covered pine stand in New York State remained below 0.2. Harding and Pomeroy (1996) confirmed low winter albedos for coniferous canopies in the boreal forest, suggesting multiple scattering of light within the canopy as a possible reason for the low albedo. The characteristics of light scattering that result in this low albedo have not been fully-examined despite important implications for climatology and hydrology. Using GCM simulations, Bonan et al. (1992) and Thomas and Rowntree (1992) predicted that removal of the boreal forest canopy would strongly increase spring albedo and hence decrease spring air temperatures on a global basis. Harding and Pomeroy (1996) showed the strongly positive net radiation over a pine canopy contrasted with the strongly negative net radiation over a frozen, snow-covered lake in the boreal winter. The strong correlation between net radiation beneath the canopy and air temperature measured near the canopy has been presumed to be the physical basis for the success of empirical temperature-index models in calculating snowmelt rates in heavily forested catchments (Male and Gray, 1981; Price, 1988) and the source of energy for sublimation of intercepted snow (Leonard and Eschner, 1968; Lundberg and Halldin, 1994; Pomeroy and Gray, 1995). Price (1988) suggested that melt under deciduous canopies in eastern Canada was dominated by net radiation and that sensible and latent heat fluxes could be neglected.

Some measurements that describe the radiant energy fluxes under boreal coniferous canopies have been descriptive (Constabel and Lieffers, 1996) and have not tried to relate canopy structure to the extinction of shortwave radiation or attenuation of net radiation in a physically-based manner. Other studies have modelled solar radiation through boreal conifer canopies in an intensive physical manner, using a combination of geometrical optics and radiative transfer models to account for extinction by canopy elements and the influence of canopy gaps on transmittance through the canopy, the most recent and local example being that of Ni et al. (in press). While the model developed by Ni et al. demonstrates well the effect of canopy architecture on shortwave radiation transmission and the heterogeneity of extinction, it does not address the influence of intercepted snow in the canopy nor is it readily applicable using normal forest inventory measures.

It is the purpose of this paper to describe the, i) transmission and reflection of shortwave radiation through a boreal pine canopy in winter, ii) influence of intercepted snow and solar angle on this exchange and iii) effect of shortwave exchange and extinction on the net radiation at the snow surface beneath the canopy.

Recent measurements of net and shortwave radiation and intercepted snow load in the boreal forest of central Saskatchewan will be used to illustrate the fluxes and develop simple models of radiation exchange that may be applied in distributed hydrological models and land surface parameterizations of climatological models.

## THEORY

The albedo is the dimensionless reflectance of a surface, defined as the ratio of reflected shortwave radiation flux,  $S\uparrow$  ( $\text{W m}^{-2}$ ) to that incoming to the surface,  $S\downarrow$  ( $\text{W m}^{-2}$ ), where the albedo  $\alpha$  is found as

$$\alpha = \frac{S\uparrow}{S\downarrow} \quad (1)$$

The difference  $S\downarrow - S\uparrow$  is generally considered to be the shortwave energy absorbed by the surface. However, for a winter boreal forest, the "absorbed" shortwave radiation includes shortwave radiation transmitted downward through the canopy and not reflected by the snow cover and that reflected by the snowcover and not transmitted back up through the canopy.

Several researchers have considered the transfer of radiative energy through canopies, most recently for conifers, in order to calculate the area of needles from the transmittance or to determine the photosynthetic radiation available at the canopy bottom (Chen and Black, 1991; Black et al., 1991; Smith, 1993; Nel and Wessman, 1993; Smith et al., 1993; Ni et al., in press). Others have described the effect of snow suspended in the lower atmosphere on radiative exchange (Pomeroy and Male, 1988). The Bouger-Lambert Law describes the transmission of light through a scattering medium and may be applied in this case as the scattering elements (needles, branches, clumps of intercepted snow) are small in comparison to the light path through the canopy. Many forest researchers have used the Bouger-Lambert Law in various forms, the form of expression depending on whether the research emphasis was radiation transmission through canopies or the detection of canopy structure. Here the law is expressed in terms of extinction coefficients and extinction efficiencies of canopies as related to transmissivity for clear sky conditions. The *transmissivity* is the dimensionless ratio of radiation transmitted through the canopy to that incident upon it, the *extinction efficiency* is the ratio of radiant flux scattered to that which actually intercepts the surface of the canopy and the *extinction coefficient* is the horizontal surface area of canopy per unit volume multiplied by the extinction efficiency (van de Hulst, 1957).

The transmissivity,  $\tau$  may be found as,

$$\tau = \frac{S\downarrow_s}{S\downarrow - S\downarrow} = e^{(-\mu l)} \quad (2)$$

where  $S\downarrow_s$  is the shortwave radiation incident upon the snow cover beneath the canopy,  $\mu$  is the extinction coefficient ( $m^{-1}$ ) and  $l$  is the path length of radiation transmission. This equation presumes that all shortwave radiation pass through a scattering medium (forest canopy) rather than through gaps in the canopy. Since most boreal coniferous forests have canopy gaps, Eq. 2 is approximate and the extinction coefficient should be considered an effective value for the whole canopy including gaps. For direct sun above a forest canopy, the path length,  $l$ , can be found as a function of solar angle above the horizon,  $\theta$ , and  $H$ , the vertical depth of the scattering elements (branches, needles, intercepted snow) where,

$$l = \frac{H}{\sin \theta} \quad (3)$$

The extinction coefficient,  $\mu$ , is a function of the dimensionless extinction efficiency,  $Q_{ext}$  and the cross-sectional area of scattering elements per unit volume. For the case of canopy + snow as the scattering elements, this relationship has the form,

$$\mu = Q_{ext} \frac{LAI \Omega + L'}{H} = Q_{ext} \frac{LAI'}{H} \quad (4)$$

where LAI is the leaf area index in winter (horizontal area of needles and stems per unit area of ground) and  $\Omega$  is a leaf and stem clumping factor to account for leaves and stems located directly over each other and hence optically behaving as one object (Nel and Wessman, 1993).  $L'$  is the horizontal area of intercepted snow load per unit area of ground and LAI' is the "effective winter leaf area" index. LAI' corresponds to that cumulative plan area of needles, stems and snow having an effect on radiative transfer. LAI' is equal to  $(LAI \times \Omega + L')$ . The loading of snow in boreal forest canopies has been discussed by Pomeroy and Schmidt (1993), Lundberg and Halldin (1994), Pomeroy and Gray (1995) and Hedstrom and Pomeroy (in press). These expressions permit the derivation of transmissivity from the solar angle, effective winter leaf area index and extinction efficiency. Solar angle can be calculated using standard techniques and  $LAI\Omega$  can be measured for a stand using optical instruments (Smith et al., 1993). However, the effect of intercepted snow load on the winter leaf area index and on the extinction efficiency and the effect of solar angle on the extinction efficiency must be understood to model shortwave radiation transmission and scattering in a boreal forest canopy.

Net radiation,  $Q^*$  ( $W m^{-2}$ ), is the balance between short and long wave incoming and outgoing radiation at a surface which can be expressed as

$$Q^* = S\downarrow(1 - \alpha) + L\downarrow - \sigma T^4 \quad (5)$$

where  $L\downarrow$  is incoming longwave radiation,  $\sigma$  is the Stefan-Boltzmann constant and  $T$  is the surface temperature (K). Knowing the net radiation at the snow surface below a canopy,  $Q^*_s$ , is necessary for calculations of snowmelt rate and surface snowcover evaporation. Presuming little change in the relatively high surface snowcover albedo during the pre-melt and early melt condition, then the onset of larger  $Q^*_s$  values will be driven by greater long-wave radiation emission from the lower canopy. A useful way to describe the net radiation at the canopy bottom (where it is normally unknown)

from that at the canopy top (where techniques such as the Brunt Equation are often available to estimate it) is the net radiation ratio,  $N_r$ , where

$$N_r = \frac{Q_s^*}{Q^*} \quad (6)$$

The influence of albedo and canopy extinction on  $N_r$  is shown in the following expression, where

$$N_r = \frac{S \downarrow (1-\alpha) e^{(-\mu d)} (1-\alpha_s) + C_c \sigma T^4 + L \downarrow (1-C_c) - \sigma T_s^4}{S \downarrow (1-\alpha) + L \downarrow - \sigma T^4} \quad (7)$$

and  $C_c$  is the canopy coverage of the sky, and subscript s refers to the surface snowcover. It is assumed in Eq. 7 that both upward and downward longwave radiation are emitted from canopy surface elements of similar temperatures that may be approximated by  $T$ . As  $Q^*$  is usually slightly positive during the winter day over the boreal forest (due to low albedo),  $N_r$  must be positive to provide the energy necessary to drive snowmelt under evergreen canopies. Presuming that much of the shortwave radiation extinguished within the canopy heats the canopy, increasing  $T$ , then extinction of this radiation will increase downward longwave emissions and partially contribute to  $Q_s^*$ . Because much of the downwelling shortwave radiation that is *not* extinguished by the canopy is reflected by the high albedo snowcover, the implication of Eq. 7 is that  $N_r$  will increase with the extinction coefficient of the canopy unless the canopy is very sparse and large fluxes of shortwave are available to directly intercept the surface. It is expected that the actual relationship between  $N_r$  and the extinction coefficient will depend upon canopy density, coverage and height and must be understood to model sub-canopy radiation.

## METHODS

### Site

A mature jack pine, *Pinus banksia*, stand in the mixed-wood southern boreal forest of western Canada was chosen for study. The stand is located at 53.87°N, 106.13°W, within the Beartrap Creek catchment of Prince Albert National Park, Saskatchewan, Canada (Figure 1). The site has an effective winter leaf area index ( $LAI \Omega = LAI'$ ) of 2.2 m<sup>2</sup>/m<sup>2</sup>, canopy coverage of 82% and an average tree height of 19±3 m (Figure 2). Terrain is level and covered with a sparse undergrowth of deciduous bushes ranging in height between 1 and 2

m. Over the period of study from November 1993 to March 1994, the low-lying carpet of sphagnum moss and kinnikinnick (bearberry) was covered by a blanket of snow.

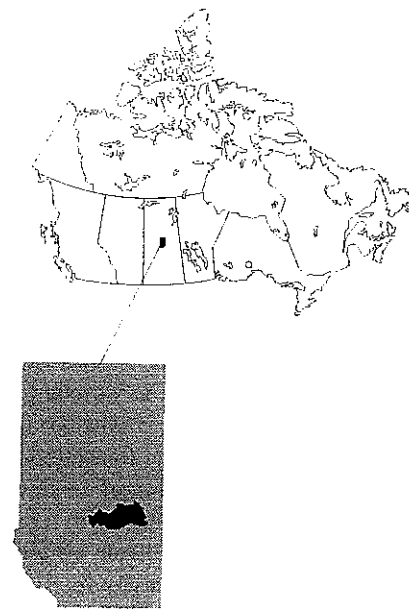


Figure 1. Study site and catchment in Prince Albert National Park, Saskatchewan, Canada



Figure 2. Winter scene in the jack pine canopy showing canopy density.

## Measurements

A 27 m tall tower was erected in the centre of the pine stand as a host for a variety of meteorological measurements (Figure 3). At the top of the tower, two "Kipp and Zonen" shortwave radiometers and one "Middleton" net radiometer measured the incoming,  $S_{\downarrow}$ , and reflected,  $S_{\uparrow}$ , shortwave radiation and net radiation,  $Q^*$  respectively. Near the base of the tower, two

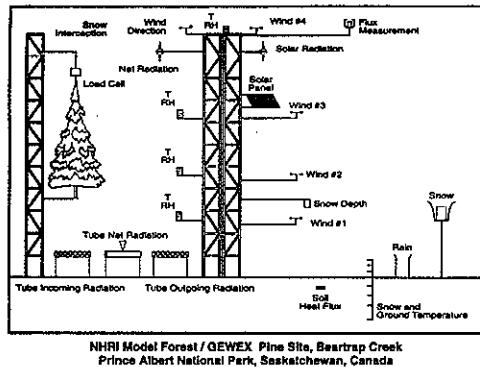


Figure 3. Instrumentation in the canopy and the weighed tree apparatus.

"Delta-T" 1-m tube shortwave radiometers and one "Delta-T" 1-m tube net radiometer were mounted one metre above the ground to measure the sub-canopy incoming,  $S_{\downarrow s}$ , and reflected,  $S_{\uparrow s}$ , shortwave radiation and the sub-canopy net radiation,  $Q^*_s$  respectively. Use of tube radiometers below the canopy provides a more representative measurement of radiation than standard dome radiometers and averages out small-scale variability in radiant intensity. The radiometers were cleaned during weekly visits to the site and often more frequently when snowfall occurred. Careful notes were taken to specify periods when the radiometers were clear of snow. On certain occasions, frost covered the upward facing radiometers in morning and may have raised estimates of albedo and transmittance somewhat.

To estimate the mass of intercepted snow in the canopy, two techniques were used. For the first, two Logitech "Fotoman" digital cameras were installed on the tower at 12 and 18 m height to provide oblique photographs of the canopy. These cameras were triggered by 5-volt pulses from the Campbell microloggers to provide a noon-time image each day of the canopy. A Fotoman camera can store 32 images and must be downloaded to a computer. The digital images provide the snow-

covered area of the canopy which can be related to the mass of intercepted snow (Pomeroy and Schmidt, 1993). The second technique used the mass of a cut 11-m tall jack pine tree. The tree was suspended from a second 15 m tall tower by a cable, connected in-line to a load cell (Figure 3). The load cell measured the mass of the freely-hanging tree and any snow accumulation on the tree. The tree was felled when the daily average air temperatures were well below freezing and an insoluble resin was applied to the severed base of the tree to prevent mass and moisture loss (Pomeroy and Schmidt, 1993; Pomeroy *et al.*, 1994).

Several other sensors were placed above, below, and within the canopy to measure vertical and horizontal wind speeds, air temperature, relative humidity, soil and snow temperatures and the snow particle flux (Pomeroy *et al.*, 1994). Most instruments were controlled by Campbell Scientific 21X microloggers. Data was retrieved from the instruments once per minute and averaged by the micrologger to provide half-hour averages. The load cell, connected to a Campbell Scientific CR-10 micrologger, measured the tree's mass every 10 seconds to provide 15 minute standard deviation and averages of the maximum, minimum and mean weight of the tree. This statistical information on tree weight was used to identify periods when high winds, small animals or branch loss disturbed the tree and periods when snow rapidly accumulated or ablated.

Weekly measurements of snowfall and sub-canopy snowfall were obtained from Atmospheric Environment Service (AES) nipher-shielded snow gauges, placed beneath the jack pine canopy and in a nearby opening. 10-point snow surveys under the canopy and in the small clearing supplement the snowfall measurements with spatially-averaged snow accumulation estimates. The difference between snowfall measurements under the canopy and in the clearing was related to the weight of snow on the suspended tree just after snowfall events. Sub-canopy snowfall from the AES gauge was compared to snow surveyed accumulation during cold periods and found to be a good areal indicator of sub-canopy snowfall. The ratio of difference to weight was therefore used to estimate the canopy snow interception load in mm snow water equivalent on a half-hourly basis.

Figure 4 depicts the weekly average meteorological conditions throughout the winter of 1993-94 at the jack pine site. Air temperatures (measured above the canopy) remained below 0 °C from November onwards, became extremely cold

early in 1994 (-30 °C), finally warming to 0 °C about the last week in March. Weekly snowfall amounts were small, generally less than 10 mm snow water equivalent (SWE), except for a single heavier snowfall during the March melt period. Sub-canopy snowfall was substantially reduced by interception, being about 68% of above-canopy snowfall over the winter. As this intercepted snow was not unloaded to the surface upon warming in

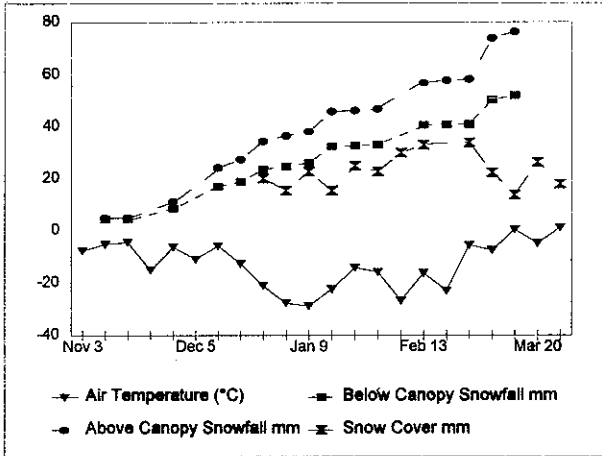


Figure 4. Weekly mean meteorological conditions in the winter 1993-94 at the jack pine site. Air temperature is measured above the canopy, snowcover is derived from surveys along a line through the jack pine stand.

late winter it is considered to have sublimated via mechanisms described by Pomeroy and Schmidt (1993) and Pomeroy and Gray (1995). Pre-melt snowcover as derived from snow surveys was slightly less than the sub-canopy snowfall at about 60% of cumulative above-canopy snowfall before melt began. The difference between sub-canopy snowfall and snow accumulation is considered largely due to small variations in canopy density between point snowfall measurements and areal-averaged snow surveys complemented by small surface evaporative losses. The winter sequence of consistently cold days, small snowfall amounts and large interception loss is accompanied by frequent clear skies and is characteristic of the continental boreal forest of western North America.

#### Determining the effective leaf-area index and solar angle of incidence

The LAI $\Omega$  was measured beside the ground solarimeters and radiometer using a "Licor" LAI-2000 Plant Canopy Analyzer (Licor, 1992) when the canopy was snow-free. Leaf area index was considered a useful measure of canopy structure

because of its potential retrieval from satellite measurements (Running et al., 1986) and physical meaning as a measure of scattering elements. LAI could not be measured while intercepted snowfall remained in the canopy since the LAI-2000 can not differentiate between the intercepted snow and the sky. The LAI-2000 was calibrated to sky brightness at the top of the tower on a day with uniform low-lying cloud cover while using a 90° view-limiting cap (view was 270°) to shield measurements from the operator and the sun. Measurements were taken at ground level with the same view cap and orientation, within 2 minutes of the calibration readings. Since the LAI-2000 already measures LAI' ( $\Omega$ LAI), the stand and branch clumping characteristics do not require further calculation (Smith et al., 1993).

Walraven's (1978) FORTRAN program was used to calculate the position of the sun given latitude, longitude, time zone, time of day and time of year, providing mean solar incident angle to correspond to the half-hourly radiation measurements. The program, initially designed to calculate the azimuth and elevation of the sun on the hour, was modified to calculate the location of the sun every minute and to provide half-hour mean values for the solar elevation and azimuth. The calculated elevation was used as the angle of solar incidence throughout the study.

#### DATA ANALYSIS

Diurnal time-series plots of incoming solar radiation above the canopy and field notes were used to determine periods when the radiometers were snow-free and mainly cloudy-free conditions prevailed. From these periods, a classification scheme describing the relative amount of canopy intercepted snow was devised from the weighed-tree intercepted snow mass and daily digital images of the canopy. From November to December, these techniques were not available to determine the amount of intercepted snow. Instead, observations in our field notes and measurements of snowfall accumulation, wind speed, and air temperature were used to estimate the amount of intercepted snowfall until January 24, 1994.

The mass of intercepted snowfall ranged from 0 g to over 12 kg between November and March (Pomeroy et al, 1994). Due to periodic power shortages in January and overcast conditions, the study period was limited to days where the intercepted snow mass ranged between 0 and 5 kg.

Intercepted canopy load (mm SWE) was calculated from the mass of snow on a single tree (kg) using ratios developed when snowfall occurred just before a snow survey. The *residual* snow is that water equivalent measured at the ground and unaccounted for due to interception or sublimation of intercepted snow from the canopy. Residual snow,  $R$  (mm SWE) is found as the difference in sub-canopy snowfall,  $P_s$  (mm SWE) and snowfall above the canopy,  $P$  (mm SWE) where,

$$R = P - P_s \quad (8)$$

The canopy intercepted snow load,  $I$  (mm SWE) is equal to the residual snow less sublimation,  $Q_{\text{subl}}$  (mm SWE) where sublimation is a cumulative vertical flux and is negative in sign. Measurements of  $R$  just after snowfall include only a small sublimation component and can provide a ratio between canopy snow load and tree snow load,  $k$ , where

$$k = \frac{R + Q_{\text{subl}}}{M} = \frac{I}{M} \quad (9)$$

and  $I$  can hence be found from the mass of the weighed tree. For the winter 1993-94,  $k$  was found to be 0.25 mm/kg on average.

Albedo was calculated using standard techniques (Eq. 1) for the canopy top and bottom. The extinction coefficient of visible radiation was calculated from measurements of incoming and outgoing radiation at the top of the canopy and incoming radiation at the bottom of the canopy following Eqs. 2 and 3, measured canopy thickness of 10 m (actual thickness of leafed canopy) and calculated solar angle. Extinction efficiency was determined with greater uncertainty using Eq. 4, the calculated extinction coefficient and the presumption that the measured  $\text{LAI}\Omega$  in snow-free conditions (2.2) approximated the  $\text{LAI}'$  with intercepted snow. The net radiation ratio was determined using measured net radiation from canopy top and bottom and Eqs. 5 and 6.

Table 1 indicates the days used for the analysis along with some mean daily conditions for these days. The criteria used in selecting a sample period for the extinction analysis were cloud-free days, variable amounts of intercepted snow, and snow-free radiation instruments. In order to include days with a moderate to heavy intercepted snow load, some days that were sunny with a few intermittent clouds were used (Jan. 24-26, Feb. 3, and Feb. 15). Comparison of half-hourly values of incident shortwave flux during these days with those from

cloud-free days indicates that the effect of light, discontinuous, intermittent cloud cover is negligible in this analysis. Whilst attempts were made to keep radiometers frost-free, there were periods of early morning when this could not be avoided, adding a source of error to the data. The relatively dry climate precluded the heavy hoar-frost accumulations found in some mountain and coastal regions.

## RESULTS

### Albedo Above and Below the Canopy

The mean daily albedo of the canopy from Table 1, indicates that consideration of intercepted snow load explains little of the change in canopy albedo. Though freshly fallen snow in open fields has an albedo of between 80 and 90%, the mean daily albedo of the freshly snow-covered pine canopy fluctuated between 12% and 17%. A relationship between snowfall and canopy albedo is hard to detect; following the moderate snowfall between Mar. 21-23, the canopy albedo remained at approximately 12%, whilst the highest albedo (17%) occurred on December 5, a day with relatively little intercepted snow but a low solar angle.

The surface snowcover albedo under the canopy ranged from 58% to 88% over the winter, consistent with that found over open snowfields (Male and Gray, 1981). The albedo varied with the age of snow and the amount of forest litter visible on top of the snow pack. As snow depth increased in early winter, the snowcover albedo increased from near 60% to over 80%, declining in spring as forest litter accumulated on the snow surface and wetness increased in warmer weather.

Half-hourly albedos provide more detailed information on the relationship between canopy albedo and intercepted snow load. Figure 5a shows albedo expressed as a percentage ( $\alpha \times 100\%$ ) and the corresponding intercepted snow load,  $L$  (mm SWE), derived from the mass of snow in the weighed tree and Eq. 9. Some of the highest half-hourly canopy albedos (31%) occur when the canopy is snow-free but low solar angles and possible frost interference in measurements occur. No relationship whatsoever between albedo and intercepted snow load is evident, suggesting that intercepted snow load has an insignificant effect on the albedo of coniferous stands in the boreal forest. A more distinct relationship is shown between half-hourly albedo and extinction coefficient in Fig. 5b, where the albedo declines as the extinction

Table 1. Mean snow and radiative conditions for the analysed days, 1993-94.

Day	Maximum Daily Solar Angle of Incidence (°)	Mean Daily Mass of Intercepted Snow (g)	Mean Daily Albedo Above Canopy (%)	Mean Global Solar Radiation Above Canopy (W/m <sup>2</sup> )	Mean Daily Albedo Below Canopy (%)	Mean Global Solar Radiation Below Canopy (%)
Nov. 15/93	18	~0-500	N/A	138	62	14
Nov. 16/93	17	~0-500	N/A	113	62	14
Nov. 17/93	17	~0-500	N/A	155	62	11
Nov. 23/93	16	~250-750	16	169	67	10
Nov. 24/93	15	~250-750	15	151	64	11
Nov. 25/93	15	~250-750	17	135	63	10
Nov. 26/93	15	~250-750	16	136	61	9
Dec. 5/93	14	~250-750	17	116	68	9
Dec. 6/93	14	~0-500	15	122	67	9
Dec. 7/93	13	~0-500	15	134	66	9
Jan. 24/94	17	4284	15	160	83	13
Jan. 25/94	17	4171	15	105	88	13
Jan. 26/94	17	3467	16	117	86	14
Feb. 2/94	19	4117	16	224	86	15
Feb. 3/94	20	2151	15	130	84	20
Feb. 5/94	20	950	14	171	83	20
Feb. 6/94	21	668	13	222	80	18
Feb. 7/94	21	795	14	233	76	19
Feb. 8/94	21	483	15	217	75	20
Feb. 9/94	21	194	14	215	77	21
Feb. 10/94	22	208	14	212	81	22
Feb. 15/94	23	614	13	154	80	25
Feb. 16/94	24	117	14	219	73	23
Mar. 1/94	29	0	12	287	80	31
Mar. 2/94	29	0	12	270	68	34
Mar. 3/94	29	0	12	295	65	35
Mar. 4/94	30	0	13	285	63	34
Mar. 7/94	31	0	13	308	58	41
Mar. 8/94	31	0	12	294	58	43
Mar. 21/94	36	2499	12	332	82	49
Mar. 22/94	37	1407	12	375	82	50
Mar. 23/94	37	339	12	373	71	55



coefficient increases. An envelope curve is indicated for which the maximum albedo declines with increasing extinction coefficient. Appreciable scatter is evident in Fig. 5 because half-hourly values are used, including times when radiant energy is quite small and measurement errors relatively larger. To minimise these errors, Fig. 6 shows the daily albedo and the daily extinction efficiency, both calculated from daily totals of shortwave fluxes. Though scatter is appreciable, a roughly linear relationship can be discerned between the daily values. When fitted to the extinction efficiency, the measured LAI' of 2.2 and H of 10 m a modelled linear relationship for  $\alpha$  as defined in Eq. 1 is

$$\alpha = 0.193 - 1.04 Q_{ext} \frac{LAI'}{H} \quad (10)$$

with an  $r^2$  of 0.69 and a standard error of albedo estimate of 0.009. Though the correlation coefficient is not high, the small standard error suggests that the relationship may be suitable for radiation modelling purposes. An advantage of Eq. 10 is that it depends on forest stand parameters, the leaf area and height, that are often part of forest inventory records.

The physical meaning of Eq. 10 is that as the extinction efficiency of shortwave radiation or the leaf area increase, the albedo declines but a positive relationship between albedo and canopy thickness (when there is no increase in LAI') is indicated. In practise, LAI' and H are somewhat correlated and tend to increase together. The net effect is that as more shortwave radiation is extinguished, the albedo becomes smaller. The possibility that greater extinction diminishes emission through the canopy of radiation reflected from the snow surface under the canopy is examined in Fig. 7 which compares reflected shortwave at the canopy bottom  $S\uparrow_s$  and reflected shortwave from the canopy  $S\uparrow$ . For  $S\uparrow$  less than  $30 \text{ W/m}^2$ , the  $S\uparrow_s$  from the snowcover is quite small ( $< 2 \text{ W/m}^2$ ) and insufficient to modify the upward flux measured at the canopy top. For greater reflected values,  $S\uparrow_s$  does increase but only up to  $5 \text{ W/m}^2$  for a  $S\uparrow$  of  $45 \text{ W/m}^2$  or roughly 10% of the upward shortwave flux from the canopy, if all radiation reflected from the snowcover contributed to the upward flux from the canopy. It is clear from Fig. 7 that shortwave radiation reflected from the snowcover, does not contribute significantly to canopy albedo as the small amounts of radiation reflected from the snow surface would be partly-attenuated whilst

transmitted through the canopy and reduced from the measurements shown. The variance of albedo with extinction efficiency must be therefore due to some feature of radiation extinction in the coniferous canopy.

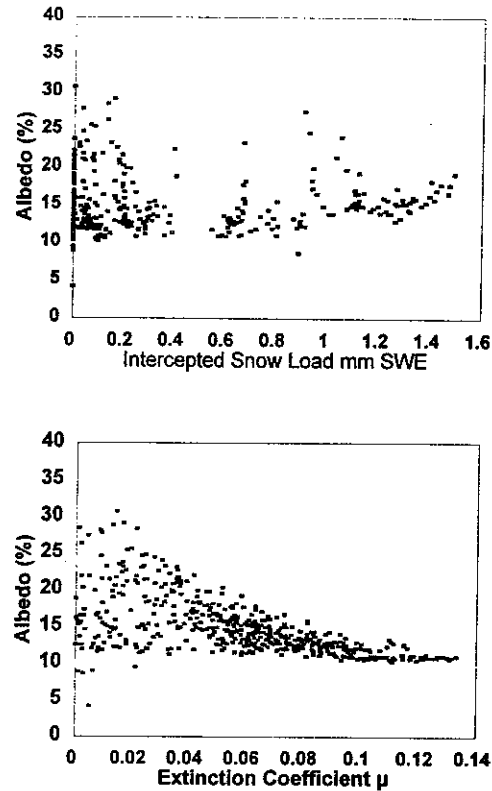


Figure 5  
(a) Albedo (expressed as  $\alpha$  %) and intercepted snow load (mm SWE), half-hourly values.  
(b) Albedo and extinction coefficient ( $\text{m}^{-1}$ ), half hourly values.

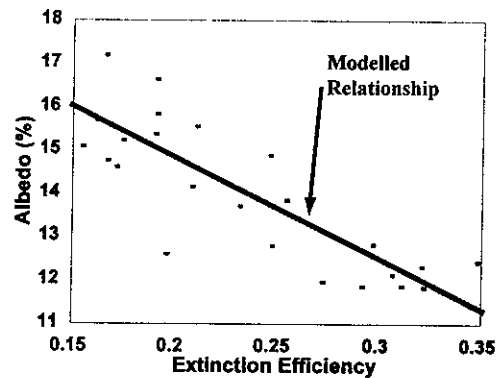


Figure 6. Daily albedo and daily extinction efficiency, both calculated from daily totals of shortwave fluxes. Modelled relationship (Eq. 10) shown for comparison.

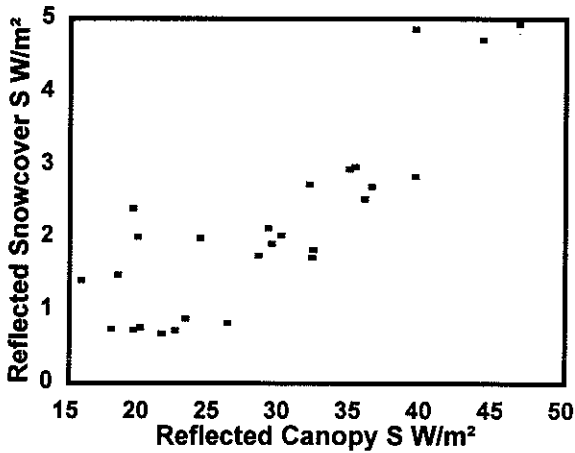


Figure 7. Shortwave reflected from the surface snowcover ( $S\uparrow_s$ ) and canopy reflected shortwave, ( $S\uparrow_c$ ).

#### Shortwave Radiation Extinction in the Canopy

The dependence of albedo on the canopy extinction coefficient is useful for radiation modelling purposes as this extinction coefficient also controls the penetration of shortwave radiation to the underlying snowcover. Black et al. (1991) showed that for low solar angles, the extinction coefficient of Douglas Fir stands in coastal British Columbia increased with increasing solar angle. At higher angles this relationship levels off and reverses. Li et al. (in press) modelled similar conclusions for a boreal jack pine stand. This is expected if needles and branches are oriented primarily in the horizontal plane. In this case their area tangential to the sun and the angular width of solar radiation that intercept the needles/branches control the "efficiency" with which radiation is extinguished for a uniform volume of needles/branch. Presuming from geometrical optics that the extinction efficiency of oriented needles will vary with the product of solar angle with respect to the horizontal plane and the intercepted length of the plane,  $\theta\cos(\theta)$ , the half-hourly extinction coefficient is graphed in comparison to  $\theta$  in Fig. 8a. A roughly proportional relationship is shown for low angles, with increasing scatter and curvature as solar angle increases. The curve indicates that a relationship between extinction and  $\theta\cos(\theta)$  is possible but that considerable scatter affects the relationship.

To examine possible effects of intercepted snow on the extinction efficiency and hence on the extinction coefficient, Fig. 8b shows half-hourly values of extinction efficiency graphed against

intercepted snow load. The scatter is considerable and though a small decline in extinction efficiency with snow load can be discerned, in general this effect is negligible and there is no definable relationship between the two variables. Because of the large scatter in the half-hourly values, daily extinction efficiencies were examined along with mean daytime solar angle in order to develop a relationship. Fig. 9 shows the mean daily extinction efficiency plotted with the product  $\theta\cos(\theta)$ . A proportional relationship is indicated, confirmed by a linear regression with an  $r^2$  of 0.88 and standard error of 0.0199 for estimated extinction efficiency, where

$$Q_{ext} = 0.781 \theta \cos(\theta) + 0.0591 \quad (11)$$

and  $\theta$  is in radians. The relationship is shown by the solid line in Fig. 9.

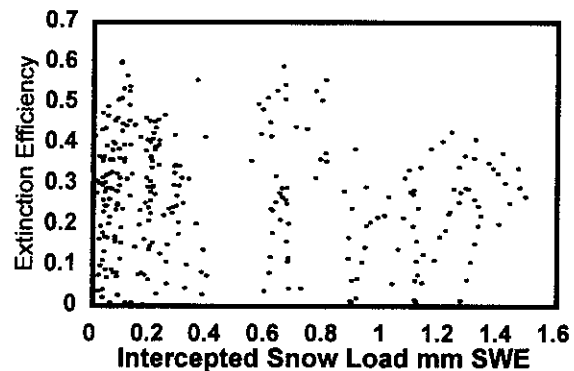
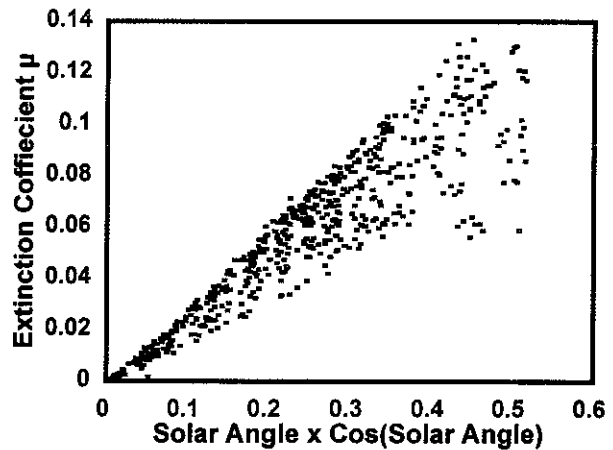


Figure 8.

(a) Extinction coefficient ( $m^{-1}$ ) and solar angle above the horizon ( $^\circ$ ), half-hourly values.

(b) Extinction efficiency and intercepted snow load (mm SWE), half-hourly values.

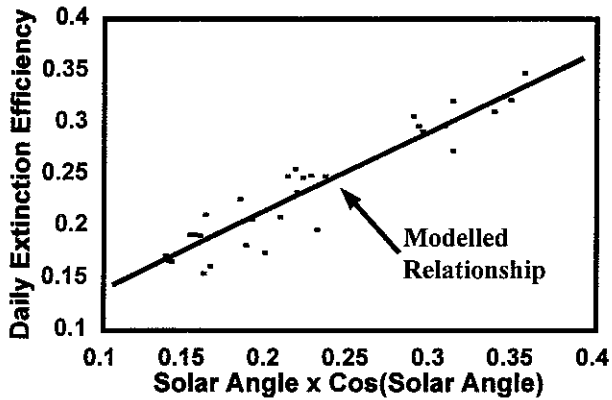


Figure 9. Daily extinction efficiency and mean daily solar angle (radians) times the cosine of solar angle. Modelled relationship (Eq. 11) is shown for comparison.

The implications of Eq. 11 and an examination of the data are that intercepted snow has little or no effect on extinction of shortwave radiation in pine canopies but solar angle has an extremely important effect on extinction. Because pine needles/branches are oriented, primarily in the horizontal plane, they reflect and scatter light according to the incidence angle of the radiation on the needle. It is seen that at very low solar angles, though the angular area of needle is potentially high, the orientation of the needles/branches is such that very little actual needle area is silhouetted by incoming solar radiation. As solar angle increases, the angular area of needle/branch declines but the orientation of the needles/branches is more normal to the incoming radiation. Equation 11 postulates that a maximum extinction efficiency occurs for solar angles of  $49^\circ$  above the horizon for the jack pine species examined.

#### Net Radiation Attenuation in the Canopy

The extinction of shortwave radiation may be expected to strongly influence the attenuation of net radiation as described in Eq. 7. One way to examine this is to calculate the net radiation ratio,  $N_r$ , from measured net radiation at the canopy top and above the surface snowcover. To examine whether the load of intercepted snow has any effect on net radiation attenuation in the canopy, half-hourly values of intercepted snow load are plotted against the ratio of net radiation at canopy top to snowcover top in Fig. 10. There is possibly a decline in  $N_r$  with increasing snow load but the

large degree of scatter and low slope of the possible relationship suggest that intercepted snow load is generally inconsequential to the attenuation of net radiation by coniferous forest canopies.

To determine whether the extinction efficiency of shortwave radiation has a strong impact on net radiation attenuation, half hourly values of the two parameters are plotted in Fig. 11. The relationship shown is interesting, for low extinction efficiencies (and hence low solar angles and net radiation - Fig. 9) there is no apparent trend, but for extinction efficiencies greater than about 0.2, the net radiation ratio increases proportionately to the extinction efficiency. The trend shows decreasing scatter for larger values of extinction efficiency. A linear equation was fitted through the densest part of the trend and is,

$$N_r = 1.91 Q_{ext} \frac{LAI'}{H} - 0.14 \quad (12)$$

with no statistical fit specified because of the scatter for low  $N_r$ . This relationship suggests that  $N_r$  may be negative for low extinction efficiencies, near zero for moderate  $N_r$  and positive for high  $N_r$ . Hence, presuming that snowmelt events occur when above-canopy net radiation is positive, then net radiation above the snowcover only becomes positive when the shortwave extinction efficiency is high and therefore when the solar angle is high (but not higher than  $50^\circ$ ). Low canopy albedo indicates that extinction of shortwave radiation is due largely to absorption rather than scattering, the greater sub-canopy net radiation for high shortwave extinction conditions is therefore probably due to downward emission of longwave by the canopy. Pomeroy et al. (1994) and Harding and Pomeroy (1996) show for the same site that daily positive net longwave radiation beneath the canopy comprises much more than half of the positive net radiation beneath the canopy in the March and April periods. The shortwave energy absorbed by the canopy during extinction is partially transformed into downward longwave radiation and directed towards the underlying snowcover.

#### DISCUSSION

The implications of the relationships derived here are that for clear-sky conditions in winter and early spring, transmission and reflection of shortwave and emission of longwave radiation in boreal coniferous canopies are primarily dependent upon the

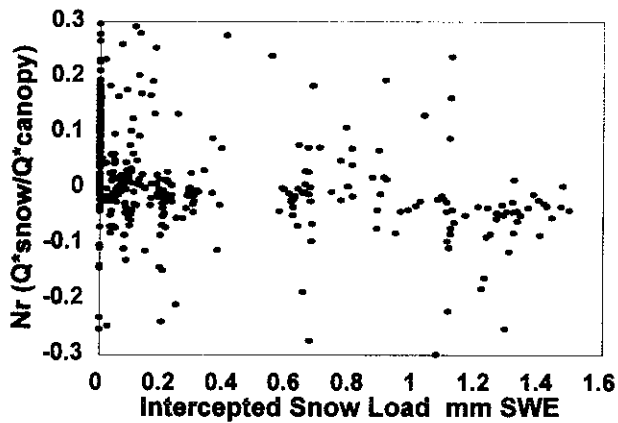


Figure 10. Intercepted snow load (mm SWE) and the ratio of net radiation at canopy top to snowcover surface, half-hourly values.

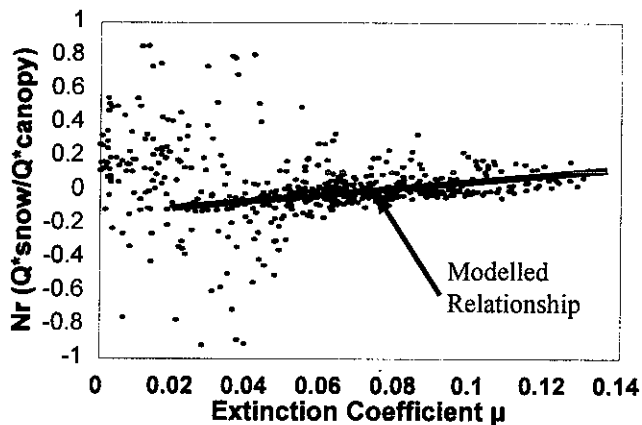


Figure 11. Extinction efficiency of shortwave radiation and the ratio of net radiation at canopy top to snowcover surface, half-hourly values. Modelled relationship (Eq. 10) is shown for comparison.

extinction efficiency of shortwave radiation in the canopy. This extinction efficiency in turn is dependent upon the leaf area index, canopy height and solar angle but not the intercepted snow load. Intercepted snow generally covers existing branch area rather than spreading over the edge to a large degree, hence it cannot greatly increase the effective leaf area. The relatively translucent nature of thin intercepted snow patches compared to pine branches would not add significantly to attenuation of shortwave radiation. The horizontal orientation of pine branches leads to relatively low shortwave extinction efficiencies at low solar angles; as for other conifers, this extinction efficiency is expected to peak for solar angles of about  $50^{\circ}$  and then

decline with increasing solar angle. The mean daily solar angles at the time of snowmelt (late March in Waskesiu), about  $25^{\circ}$ , would then be expected to be particularly efficient at extinguishing shortwave radiation penetration into the boreal canopy.

The canopy albedo is not dependent upon the load of intercepted snow nor shortwave radiation reflected from the surface snowpack. It is presumed that multiple reflections and scattering of light from patches of intercepted snow in the canopy and the high probability of light being reflected from an intercepted snow patch to the underside of an overlying branch cause the load of snow in the canopy to have a negligible effect on canopy albedo despite the high point albedo of snow patches. During clear skies, the canopy albedo declines with increasing extinction efficiency and hence solar angle for winter/spring, increasing the net radiative energy available for sublimation of intercepted snow.

The seasonal change in daylight hours and incoming shortwave intensity are expected to be much more important to canopy net radiation than the small change in albedo. During clear-sky conditions the variation in net radiation at the canopy top is governed by variations in incoming shortwave radiation, because albedo is low and clear skies imply small incoming longwave radiation and near-blackbody emission of longwave based on the temperature of the canopy (Eq. 7). Net radiation for the surface snowcover is relatively unaffected by incoming shortwave radiation because of the high albedo, and extinction of incoming shortwave radiation by the overlying canopy. However, the relationship between net radiation under the canopy and canopy extinction of shortwave radiation suggests that longwave emission from the canopy plays a strong role in governing net radiation at the snowcover surface as suggested by Harding and Pomeroy (1996). Under clear-sky conditions this downward longwave emission from the canopy appears to be strongly related to the extinction of shortwave radiation by the canopy. As a result, air temperature is probably not so much a "driving" factor during snowmelt under coniferous canopies as an indicator of the canopy temperature and hence longwave emission.

Of the variables considered, solar angle is of over-riding importance in governing all of the radiative fluxes in the pine canopy. Because of the strong seasonality to solar angle in the boreal forest of North America, a strong seasonality to radiative fluxes is implied. As hydrological phenomena such as sublimation of intercepted snow and snowmelt

are strongly influenced by net radiation, they will be related to the solar angle. Increase in solar angle increases not only the intensity and length of time the canopy is exposed to incoming shortwave radiation, but decreases the albedo, hence rates of sublimation of intercepted snow are expected to be much higher for high solar angles. Daytime net radiation under the pine canopy does not become positive until solar angles have reached a value of about  $22^\circ$  for the pine forest studied (LAI= 2.2, canopy thickness = 10 m). As snowmelt is largely governed by net radiation, it is relatively unlikely that snowmelt can begin in the boreal forest until the daily mean solar angle reaches the critical value to permit positive net radiation under the canopy over the daylight hours. Leaf area and canopy height are also important in governing shortwave extinction in the canopy and net radiation at the snowcover surface. Canopies with larger leaf areas will extinguish more shortwave radiation and consequently have higher net radiation at the snowcover surface. If the leaf area remains constant, taller canopies alone reduce the "vertical density" of the leaf area and hence reduce extinction and net radiation at the snowcover surface. However, in most cases an increase in the vertical thickness of canopy corresponds with an increase in leaf area index. As a result of canopy structure and the importance of solar angle to radiative fluxes, many snowcovers under mature boreal forests are much less sensitive to fluctuations in air temperature than those in adjacent open areas such as clear-cuts and agricultural fields where the sensible heat flux can contribute significantly to melt.

## CONCLUSIONS

Radiation fluxes in conifer canopies in the boreal forest under clear sky conditions when a snowcover exists under the canopy appear to have the following characteristics.

- 1) Shortwave and net radiative exchange in boreal conifer canopies are unaltered by intercepted snow load under clear sky conditions. It follows that visible and thermal infrared remote sensing will have difficulty detecting the presence of intercepted snow in the boreal forest.
- 2) Coniferous canopies are "light traps" and retain relatively high net shortwave and net radiative fluxes for a "snow-covered" surface. These high energy fluxes can provide a significant source of energy for sublimation of intercepted snow.

- 3) Solar angle, leaf area and canopy height govern the extinction efficiency of shortwave radiation in conifer canopies. Because the extinction of shortwave radiation has a strong impact on net radiation under the canopy, the canopy structure and the time of year govern the mean daily energetics at the snowcover surface and hence influence the timing and rate of snowmelt.

## ACKNOWLEDGEMENTS

The authors gratefully acknowledge the support of the Prince Albert Model Forest, Global Energy and Water Cycle Experiment (Canada), Prince Albert National Park, University of Victoria Coop Programme, University of Saskatchewan - Division of Hydrology and host institution, the National Hydrology Research Institute, Environment Canada. The assistance of Mr. N. Hedstrom, Mr. C. Onclin, Mr. K. Best and Dr. R. Granger, NHRI; Mr. E. Cey and Mr. D. Bayne, Division of Hydrology, University of Saskatchewan and Dr. R. Harding and Mr. M. Stroud, Institute of Hydrology, UK was instrumental in the field experiment.

## REFERENCES

- Bonan, G.B., D. Pollard and S.L. Thompson. 1992. Effects of boreal forest vegetation on global climate. *Nature*, 359: 716-718.
- Black, T.A., J.-M. Chen, X. Lee and R.M. Sagar. 1991. Characteristics of shortwave and longwave irradiances under a Douglas-fir forest stand. *Canadian Journal of Forest Research*, 21: 1020-1027.
- Chen, J.-M. and T.A. Black. 1991. Measuring leaf area index of plant canopies with branch architecture. *Agricultural and Forest Meteorology*, 57: 1-12.
- Constabel, A.J. and V.J. Lieffers. 1996. Seasonal patterns of light transmission through boreal mixedwood canopies. *Canadian Journal of Forest Research*, 26: 1008-1014.
- Harding, R.J. and J.W. Pomeroy. 1996. The energy balance of the winter boreal landscape. *Journal of Climate*. in press.
- Hardy, J.P., R.E. Davis, R. Jordan, X. Li, C. Woodcock, W. Ni and J.C. McKenzie. (in press) Snow ablation modeling at the stand scale in a boreal jack pine forest. *Journal of Geophysical Research*. In Press.
- Hashimoto, T., T. Ohta, Y. Fukushima and T. Ishii. 1994. Heat balance analysis of forest effects

- on surface snowmelt rates. In, (eds. H.G. Jones, T.D. Davies, A. Ohmura and E.M. Morris) *Snow and Ice Covers: Interactions with the Atmosphere and Ecosystems*. IAHS Publ. No. 223. IAHS Press, Wallingford, UK. 247-258.
- Hedstrom, N.R. and J.W. Pomeroy. 1997. A model of intercepted snow accumulation for boreal forests. *Hydrological Processes*. under review.
- Kuzmin, P.P. 1963. *Formirovanie Snezhnogo Pokrova i Metody Opredeleniya Snegozapasov* (Snow Cover and Snow Reserves) [English translation by Israel Programme for Scientific Translation, Jerusalem]. 130 p.
- Leonard, R.E. and A.R. Eschner. 1968. Albedo of intercepted snow. *Water Resources Research*, 4(5): 931-935.
- LI-COR. 1992. *LAI-2000: Plant canopy analyzer operating manual*. LI-COR, Inc. Lincoln, Nebraska, USA.
- Lundberg, A. and S. Halldin. 1994. Evaporation of intercepted snow - an analysis of governing factors. *Water Resources Research*, 30: 2587-2598.
- Male, D.H. and D.M. Gray. 1981. Snowcover ablation and runoff. In, (eds. D.M. Gray and D.H. Male) *Handbook of Snow, Principles, Processes, Management and Use*. Pergamon Press, Toronto. 360-436.
- Meiman, J.R. 1970. Snow accumulation related to elevation, aspect and forest canopy. *Proceedings of a Workshop Seminar on Snow Hydrology*. Queen's Printer for Canada, Ottawa. 35-47.
- Nel, E.M. and C.A. Wessman. 1993. Canopy transmittance models for estimating forest leaf area index. *Canadian Journal of Forest Research*, 23: 2579-2586.
- Ni, W., X. Li, C.E. Woodcock, J.L. Roujean and R.E. Davis. (in press) Transmission of solar radiation in boreal conifer forests: measurements and models. *Journal of Geophysical Research*. In Press.
- Petzold, D.E. and R.G. Wilson. 1974. Solar and net radiation over melting snow in subarctic woodlands. *Proceedings of the 31st Eastern Snow Conference*. 51-57.
- Pomeroy, J.W., N. Hedstrom, J. Elliot and K.M. Dion. 1994. *Quantification of Hydrological Pathways in the Prince Albert Model Forest, 1993-1994 Annual Report*. NHRI Contribution No. CS-94006. National Hydrology Research Institute, Environment Canada, Saskatoon, Saskatchewan, Canada. 95 p.
- Pomeroy, J.W. and D.H. Male. 1988. Optical properties of blowing snow. *Journal of Glaciology*, 34(116): 3-10.
- Pomeroy, J.W. and R.A. Schmidt. 1993. The use of fractal geometry in modelling intercepted snow accumulation and sublimation. *Proceedings of the 50th Annual Eastern Snow Conference*. 1-10.
- Pomeroy, J.W. and D.M. Gray. 1995. *Snowcover Accumulation, Relocation and Management*. NHRI Science Report No. 7. National Hydrology Research Institute, Environment Canada, Saskatoon, Sask. 134 p.
- Price, A.G. 1988. Prediction of snowmelt rates in a deciduous forest. *Journal of Hydrology*, 101: 145-157.
- Running, S.W., D.L. Peterson, M.A. Spanner and K.B. Teuber. 1986. Remote sensing of coniferous forest leaf area. *Ecology*, 67(1): 273-276.
- Smith, N.J. 1993. Estimating leaf area index and light extinction coefficients in stands of Douglas-fir (*Pseudotsuga menziesii*). *Canadian Journal of Forest Research*, 23: 317-321.
- Smith, N.J., J.M. Chen and T.A. Black. 1993. Effects of clumping on estimates of stand leaf area index using the LI-COR LAI-2000. *Canadian Journal of Forest Research*, 23: 1940-1943.
- Thomas, G. and P. R. Rowntree. 1992. The boreal forest and climate. *Quarterly Journal of the Royal Meteorological Society*, 118: 469-498.
- van de Hulst, H.C. 1957. *Light Scattering by Small Particles*. John Wiley and Sons Inc., New York. 457 p.
- Walraven, R. 1978. Calculating the position of the sun. *The Journal of Solar Energy Science and Technology*, 20: 393-397.
- Winther, J. 1993. Short and long-term variability of snow albedo. *Nordic Hydrology*, 24: 199-212.